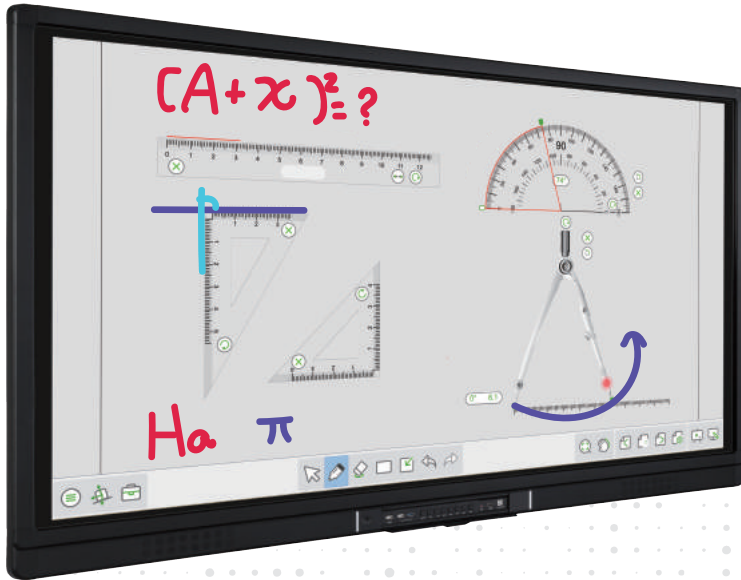


TEACH INFINITY II

Intuitive interface on multi OS platform



TEACH INFINITY II is the software saving your time in preparation a lesson and engaging students across the class.

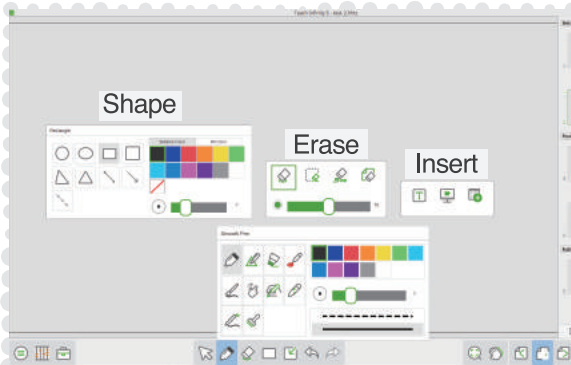
ubuntu
Linux

macOS



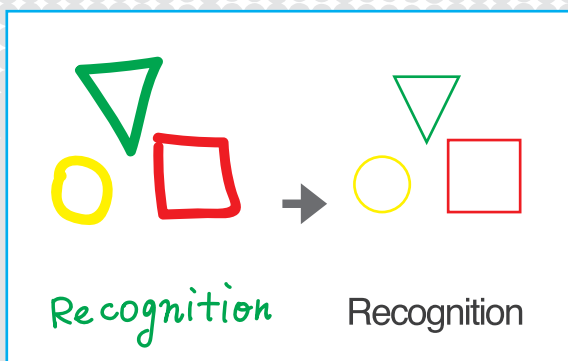
FEATURE

- ▲ Intuitive UI design, No training required



▲ Support 10 Touches & 6 Users Writing at the same time.

- ▲ Handwriting Recognition & Drawing Recognition



- ▲ Offer Subject tools of Math, Physics, and Chemistry



- ▲ Screen annotation and Screen recording on desktop

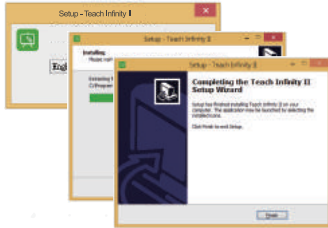


INSTALLATION

3 STEPS TO GET READY WITH TEACH INFINITY II

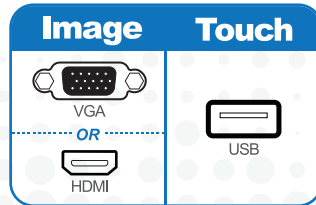
Step 1.

Installation Teach Infinity II on your computer



Step 2.

Connect the computer to display, projector with image and USB for touch.



Step 3.

Running Teach Infinity II by the shortcut icon on desktop.

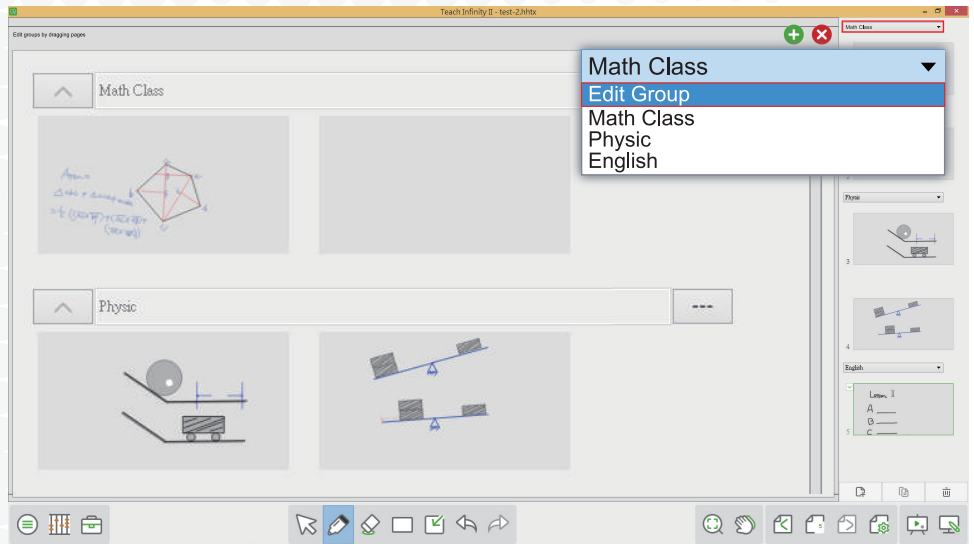


APPLICATION

3 PHASES OF TEACH INFINITY II FOR CLASS MATERIAL MANAGEMENT

▲ Preparing the class

Teachers can create contents for different lessons and subjects.



▲ Conducting

Teachers can utilize the useful tools of Teach Infinity II for interaction like multiple writing, screen capture, timer, visualizer, and spotlight.



Annotation

Screen Capture

Visualizer

▲ After the class

Export the materials to pdf or ppt format, also send the class record video to student for easy review!

