

zoom with newline
online meeting applications with newline solutions





Unparalleled usability

Enable quick adoption with meeting capabilities that make it easy to start, join, and collaborate across any device.



Join anywhere, on any device

Zoom Meetings syncs with your calendar system and delivers streamlined enterprise-grade video conferencing from desktop and mobile.



Powerful meeting security

Robust security settings ensure disruption-free meetings. Encryption, role-based security, Passcode protection, Waiting Rooms and more.




zoom

Simplified video conferencing and messaging across any device



Zoom can help online meetings go smoothly

- ✓ **HD video and audio**
Bring HD video and audio to your meetings with support for up to 1000 video participants and 49 videos on screen.
- ✓ **Recording and transcripts**
Record your meetings locally or to the cloud, with searchable transcripts.
- ✓ **Built-in collaboration tools**
Multiple participants can share their screens simultaneously and co-annotate for a more interactive meeting.
- ✓ **Streamlined calendaring**
Support scheduling or starting meetings from Outlook, Gmail, or iCal.
- ✓ **Made for Connecting**
Filters, reactions, polls, hand raising, and music or video sharing make meetings more fun and engaging.
- ✓ **Team Chat**
Chat with groups, searchable history, integrated file sharing, and 10 year archive. Easily escalate into 1:1 or group calls.



The comprehensive UC hardware solutions



Hardware Integration Solution

newline is excited to partner with **Zoom**, **Logitech**, and **Crestron** to offer a comprehensive total solution to connect people, work places, ideas, make plans without geographical limitation during the pandemic. Work from home can be productive. Learn from home can be effective.

newline commitment and support



60 Countries Hundreds Channel Partners

newline has been dedicated to providing advanced collaboration solutions for the workspace to enhance communication. As a Zoom certified hardware partner, we are pleased to be part of the ecosystem and support with total hardware solutions to keep the communication easy and efficient for all industries.

Solution for Collaborative meeting

- 01 2x newline Interactive displays**
With lightweight slim frame design, Windows and built-in tools, and personalized user interface, it's the perfect solution for seamless collaboration in the school and office.
- 02 BYOD with seamless connection**
Allow attendees to work wirelessly and interactively with their own device.
- 03 High resolution auto-framing camera**
With newline meetcam set, you can use the 4K camera with 170° wide viewing angle to cover the whole meeting room.
- 04 Immersive sound receiver**
With newline meetcam set, the 6-beamforming 360° microphones, sound from all directions can be received and delivered in crystal-clear quality.



Zoom dual monitors: Screen sharing and live streaming for online meeting



The dual-monitor display feature allows the video layout and screen share content to be placed on two separate monitors/screens. Gallery or speaker view can be displayed on one monitor while another monitor displays the content shared. This is useful for PPT presentations and hiding notes from the participants.

Solution for Webinar presentation

01 newline 4K Interactive display

With 4K high resolution display, you are all set to impress clients with mesmerizing resolution. This is imperative in the live presentations.

02 No extra PC / laptop required

Each interactive display comes with an OPS slot, allowing you to plug in a Windows based OPS computer into the display.

03 Multiple camera with microphone

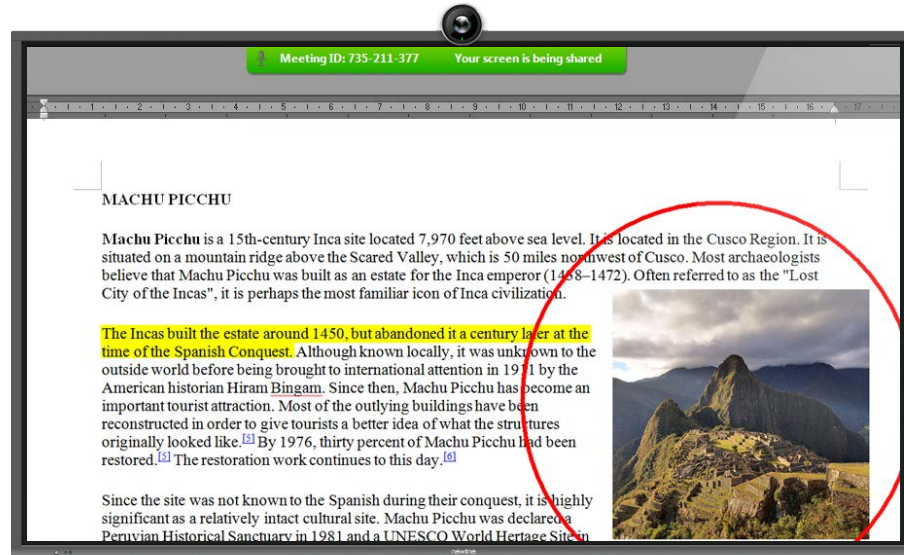
Multiple cameras can be set up for different scene switching.

04 Whiteboarding made easy

Express all your thoughts with the newline intelligent whiteboard, which can differentiate between finger and pen. It is designed to be flexible with different needs, allowing you to collaborate and expand your creativities without limitation.



Presentation: Screen sharing and whiteboard



Sharing a full screen presentation

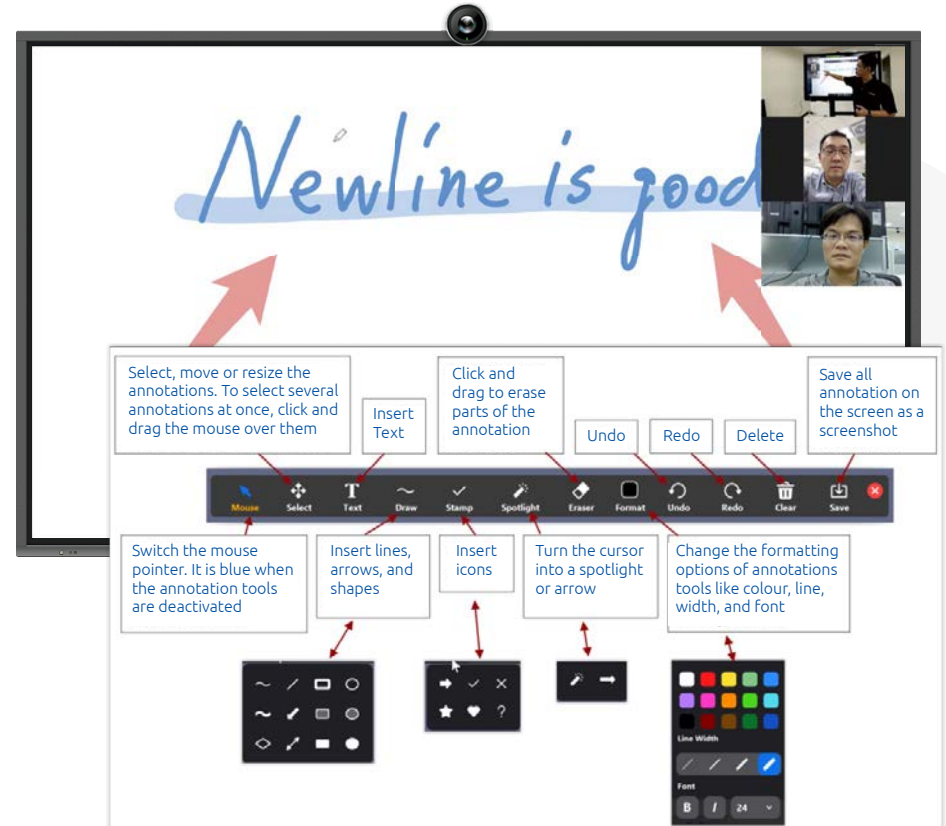
Sharing your screen in a meeting allows others in the meeting to see what is on your screen. This is useful in cases where you need to share a Powerpoint slide deck, guide students through a website, or otherwise share content visible on your computer through a Zoom session. You do not need to be a meeting host to share your screen, but typically only one person can share their screen at a time.

Annotation

The Zoom annotation feature allows meeting attendees to draw on a screen share. Just like a whiteboard, annotations can be saved to review later.

Use the Whiteboard on Zoom

The whiteboard feature is a helpful way to share information with people in a meeting while being able to add notes, edits, and changes to the screen.



Scene switching: Switch views from multiple cameras



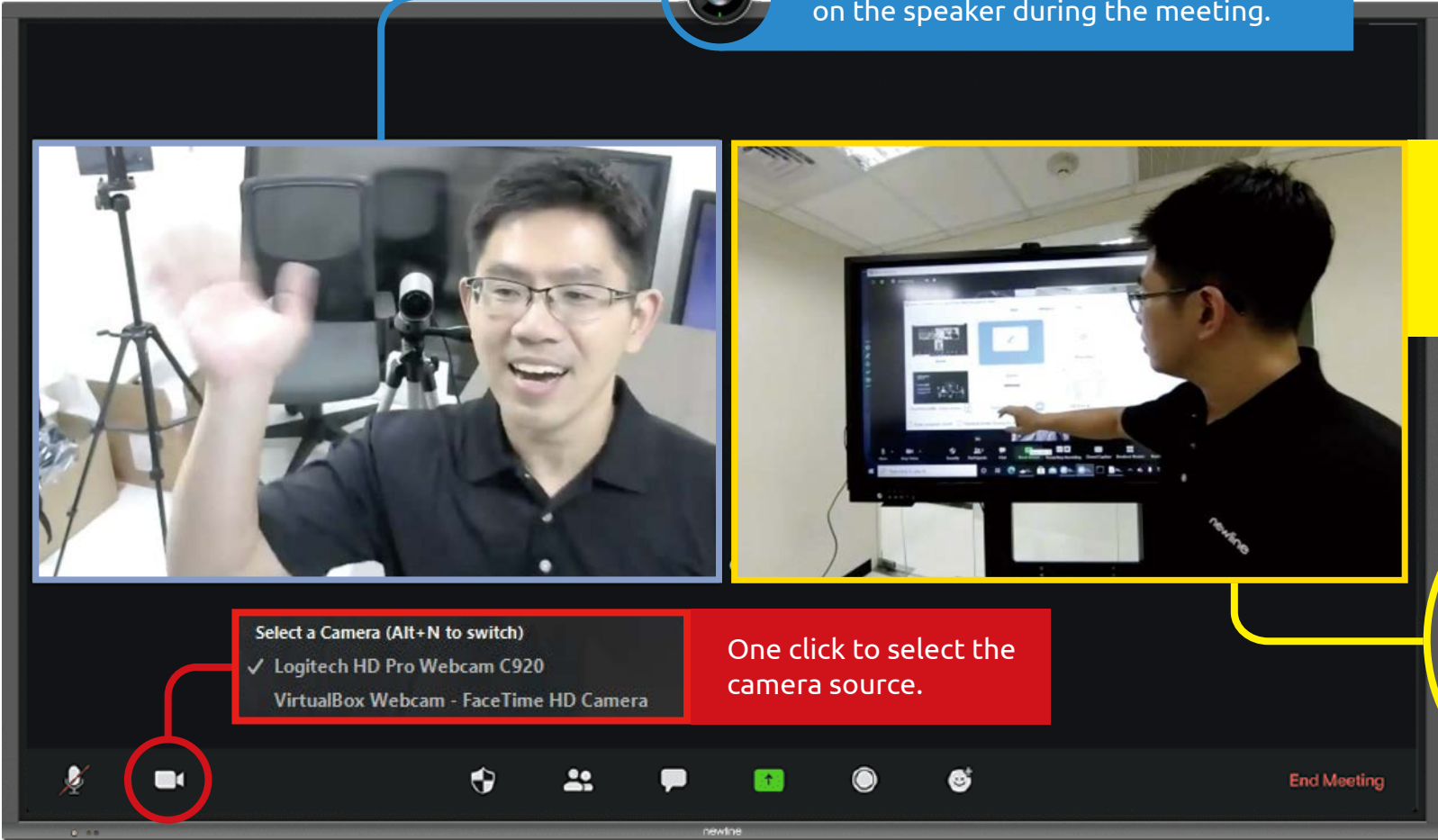
Camera on top of the screen focusing on the speaker during the meeting.



Secondary camera focusing on presentation and annotation.

Select a Camera (Alt+N to switch)
✓ Logitech HD Pro Webcam C920
VirtualBox Webcam - FaceTime HD Camera

One click to select the camera source.

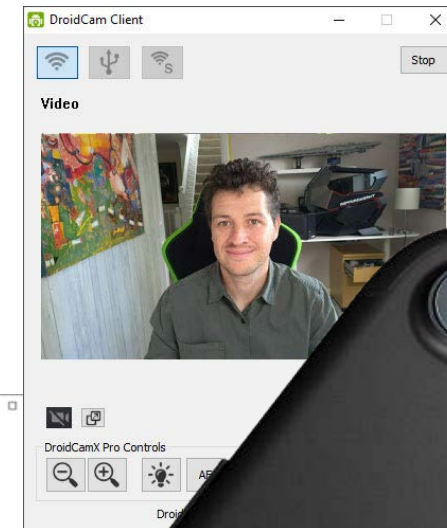


Mobility: Turn a smartphone into webcam

Helpful tips to convert your smartphone into a mobile webcam and display your meeting on the newline screen.

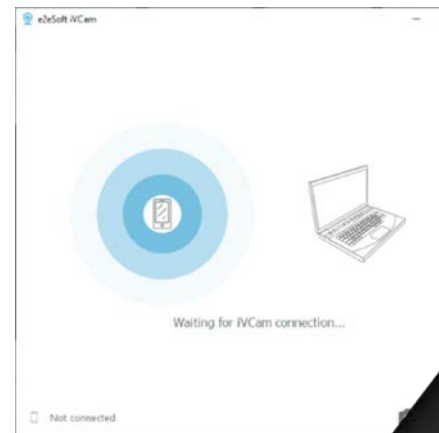
Android Smartphone with windows - DroidCam

1. Download the app from the Google Play Store on a smartphone. (Android 5.0 or higher is recommended. To check, go to Settings > About Phone > Android version.)
2. Download the Windows client on PC. Follow the setup wizard's installation instructions.
3. Double-click to open the DroidCamApp icon on your desktop. Open the app on the smartphone, too. Make sure the desktop and phone are connected to the same Wi-Fi network.
4. Enter the Wi-Fi IP and DroidCam Port values from Apps into the fields on the PC client that say Device IP and DroidCam Port, respectively and Hit Start.
5. The phone app will launch the camera and you'll be able to see the feed on the PC client.



iOS Smartphone with windows - iVCam

1. Download the iVCam app (Android, iOS).
2. Download the iVCam Windows client.
3. As soon as you launch both apps, it should automatically connect and you'll be able to see the camera feed from your phone or tablet on your Windows PC.
4. In your default video-chatting app, select e2eSoft iVCam as your camera input.



Zoom are available in Android and iPhone and all you need to do is install the app from the app store, log in, and use your phone's selfie camera and microphone to be a part of the meeting.

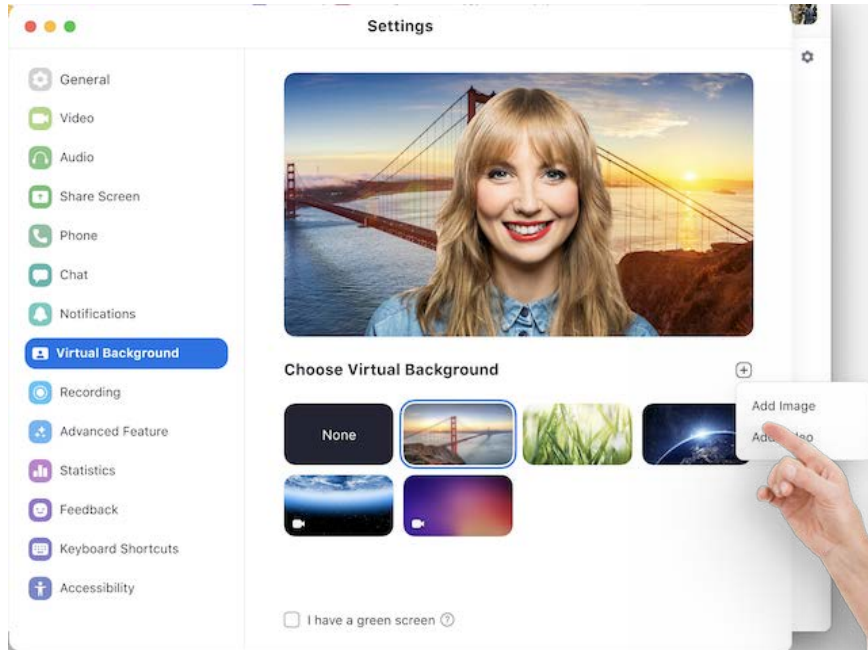
Using a smartphone as a camera for Zoom meetings is an easy and affordable way in case there is no webcam available.

Solution for Virtual Studio / Broadcasting

- 01 newline 4K display**
Crystal-clear and sharp images on the display to show the live output preview of the speaker.
- 02 Green screen background**
Green screen is a great option for adding a personal touch to lots of different types of scenes.
- 03 Compatibility with other devices**
newline display with built-in OPS can support devices such as cameras and microphones.
- 04 Wide range in display size**
newline offers 55", 65", 75", 85", 86" and 98" to fit in different sizes of studio.



Virtual Background: Leisure or Professional



Setting your own personal background

The Virtual Background feature allows you to display an image or video as your background during a Zoom Meeting. This feature works best with a physical green screen and uniform lighting to allow Zoom to detect the difference between you and your background. You can upload your own images or videos as a virtual background.



Adjusting the Lighting and filter effects

We recommend having one steady lamp, and adjust the filter effect for optimal image output.



Stay safe. Stay connected.

NEWLINE ASIA PACIFIC OFFICE (Taipei, Taiwan) 17F, No. 653, Bannan Rd, Zhonghe Dist, New Taipei City 235, Taiwan

 +886 2 8228 2089  info_ap@newline-interactive.com    [newline APAC](https://newline-interactive.com/apac/)  <https://newline-interactive.com/apac/>