


# newline **DISPLAY MANAGEMENT PLUS** SETUP GUIDE

**STEP 1** Log into your account using the credentials provided in the email to verify your account.

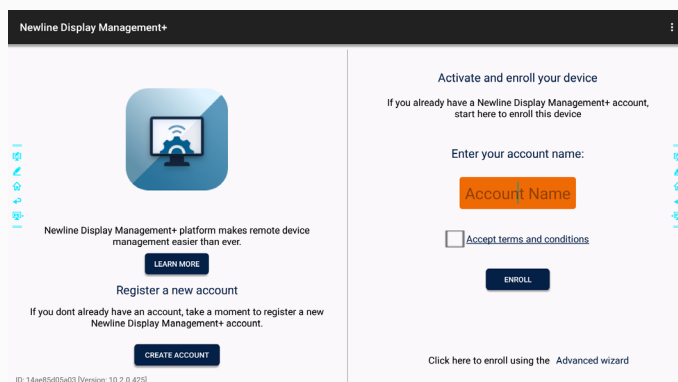
➔ [Newline Display Management Plus Portal](#)



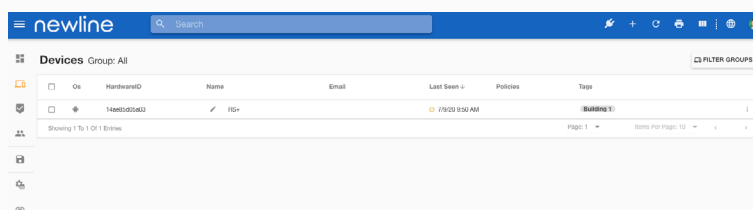
**STEP 2** Open the Newline Display Management Plus application from gadgets list.



**STEP 3** Please enter your account name and click "ENROLL".



**STEP 4** Log into your online portal and select the "Devices" tab. You will now see your display listed.



**STEP 5** Now you can demo Newline Display Management Plus using your online portal to control your devices.