

# newline



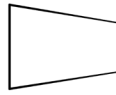
Newline's First  
Pro Series TV



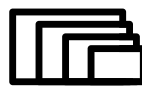
Ultra Bright  
Display



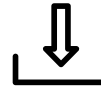
4K UHD  
Resolution



Ultra Thin  
Bezel



Available in sizes  
43" - 98"



Preloaded  
Apps



Digital Signage  
Compatible



Best in Class  
Warranty

## CONNECT YOUR CLASSROOM

Presenting the STV Series, Newline's pioneering Pro Series TV tailored for Education. Featuring a suite of preloaded apps, including essential productivity tools, the STV ensures instantaneous access to a wealth of educational and informational resources.

The Ultra Bright 4K Display breathes vitality into academic content with unparalleled clarity and vibrant colors, delivering a cinematic and immersive viewing experience tailored for higher learning. The Ultra Thin Bezel adds a sophisticated and contemporary aesthetic, optimizing screen real estate to keep focus unwaveringly on the enriching content displayed on the brilliant screen. Available in sizes ranging from 43" to 98", the STV seamlessly integrates into any space in your school, adapting to diverse functions and requirements.

Unlock the potential of communication on your classroom with Digital Signage Compatibility through Newline VCS, transforming the STV into a dynamic and effective communication tool. Whether showcasing announcements, advertisements, or informational content, the STV proves to be a versatile and indispensable asset across all educational spaces. Elevate the educational experience with the STV Series, combining smart features with academic excellence.

# STV Series

Model	STV-4324	STV-5524	STV-6524	STV-7524	STV-8524	STV-9824
<b>Display</b>						
Screen Size	43"	55"	65"	75"	85"	98"
Screen Type	LCD	LCD	LCD	LCD	LCD	LCD
Display Area (in)	37.1 x 20.8 in	47.6 x 26.8 in	56.2 x 31.6 in	64.9 x 36.5 in	73.7 x 41.5 in	84.9 x 47.8 in
Display Ratio	16:9	16:9	16:9	16:9	16:9	16:9
Resolution	3840 x 2160 pixels (4K)	3840 x 2160 pixels (4K)	3840 x 2160 pixels (4K)	3840 x 2160 pixels (4K)	3840 x 2160 pixels (4K)	3840 x 2160 pixels (4K)
Pixel Pitch (mm)	0.0817 (H) x 0.2451 (V)	0.105 (H) x 0.315 (V)	0.124 (H) x 0.372 (V)	0.14325 (H) x 0.42975 (V)	0.1625 (H) x 0.4875 (V)	0.1874 (H) x 0.5622 (V)
Refreshing Frequency	60 Hz	60 Hz	60 Hz	60 Hz	60 Hz	60 Hz
Display Colors	1.07 billion	1.07 billion	1.07 billion	1.07 billion	1.07 billion	1.07 billion
Brightness	260 nits	260 nits	270 nits	300 nits	350 nits	450 nits
Contrast (Dynamic)	4000:1	4000:1	4000:1	4000:1	5000:1	4000:1
Response Time	6.5 ms	6.5 ms	6.5 ms	6.5 ms	6.5 ms	6.5 ms
Viewing Angle	178°	178°	178°	178°	178°	178°
Operation Time	16/7	16/7	16/7	16/7	16/7	16/7
Display Orientation	Landscape	Landscape	Landscape	Landscape	Landscape	Landscape
Glass Surface	Anti-Glare	Anti-Glare	Anti-Glare	Anti-Glare	Anti-Glare	Anti-Glare
<b>Power</b>						
Max Power Consumption	105W (Standby ≤0.5W)	150W (Standby ≤0.5W)	170W (Standby ≤0.5W)	260W (Standby ≤0.5W)	290W (Standby ≤0.5W)	450W (Standby ≤0.5W)
Working Voltage	110-240 V~ 50/60 Hz	110-240 V~ 50/60 Hz	110-240 V~ 50/60 Hz	110-240 V~ 50/60 Hz	110-240 V~ 50/60 Hz	110-240 V~ 50/60 Hz
<b>Speakers</b>						
Position	Bottom	Bottom	Bottom	Bottom	Bottom	Bottom
Max Power Output	2 x 10 W	2 x 10 W	2 x 10 W	2 x 10 W	2 x 15 W	2 x 15 W
<b>Transportation/Storage</b>						
Bezel Width (Top, Left, Right)	1.2 / 1.2 / 1.2 mm	1.4 / 1.4 / 1.4 mm	1.8 / 1.8 / 1.8 mm	1.8 / 1.8 / 1.8 mm	1.8 / 1.8 / 1.8 mm	3.5 / 3.5 / 3.5 mm
Bottom Bezel Width Including IR Receiver	19.3 mm	20.8 mm	20.3 mm	20.4 mm	17.2 mm	30.2 mm
Bottom Bezel Width (mm)	16.3 mm	17.5 mm	17.1 mm	19.3 mm	13.9 mm	19.4 mm
Outline Dimension	37.67 x 22 x 3.4 in	48.27 x 27.91 x 3.45 in	57.71 x 32.71 x 3.35 in	65.67 x 37.64 x 3.47 in	74.4 x 42.56 x 3.59 in	85.9 x 49.4 x 4.37 in
Packing Dimension	42.32 x 25.66 x 5.59 in	53.14 x 32.95 x 5.66 in	62.99 x 37.79 x 6.45 in	72.44 x 43.42 x 7.48 in	79.92 x 49.21 x 7.55 in	94.09 x 59.05 x 11.02 in
Net Weight	13.89 lbs	24.94 lbs	36.60 lbs	50.07 lbs	65.04 lbs	163.14 lbs
Gross Weight	19.84 lbs	34.52 lbs	51.85 lbs	75.51 lbs	93.50 lbs	231.49 lbs
Wall-hanging Screw	M6 x 12 mm	M6 x 20mm	M6 x 20mm	M6 x 20mm	M6 x 20mm	M6 x 20mm
VESA Mount installation position	300 x 300 mm	400 x 300 mm	400 x 300 mm	400 x 300 mm	500 x 400 mm	800 x 400 mm
Mounting Options	Wall-mounted, Mobile Stand					
<b>Embedded Operating System</b>						
RAM	2 GB	2 GB	2 GB	2 GB	2 GB	2 GB
ROM	16 GB	16 GB	16 GB	16 GB	16 GB	16 GB
Android Version	11.0	11.0	11.0	11.0	11.0	11.0
Wi-Fi / Bluetooth	Wi-Fi 5, Bluetooth	Wi-Fi 5, Bluetooth	Wi-Fi 5, Bluetooth	Wi-Fi 5, Bluetooth	Wi-Fi 5, Bluetooth	Wi-Fi 5, Bluetooth
<b>Ports</b>						
Rear Input Port	(3) HDMI In 2.0; (1) USB-A 2.0; (1) USB-A 3.0; (1) LAN In (RJ45); (1) AV In					
Rear Output Port	(1) S/PDIF Out; (1) Audio Output (Jack 3.5 mm)					
<b>Accessories</b>						
Power Cord By Region	9.8 ft					
Remote Control	1 (with AAA Battery 2 set)					